

Numerical calculation of high-order QED contributions to the electron anomalous magnetic moment

Sergey Volkov

SINP MSU, Dubna branch

DLNP JINR, Dubna

Theoretical Physics Department Seminar, INR, Moscow, 2018

AMM of the electron (theory and experiment)

The measured value [2011]:

$$a_e = 0.00115965218073(28)$$

The most accurate prediction (T. Kinoshita et al. [2018]):

$$a_e = a_e(QED) + a_e(hadronic) + a_e(electroweak),$$

$$a_e(QED) = \sum_{n \geq 1} \left(\frac{\alpha}{\pi} \right)^n a_e^{2n},$$

$$a_e^{2n} = A_1^{(2n)} + A_2^{(2n)}(m_e / m_\mu) + A_2^{(2n)}(m_e / m_\tau) + A_3^{(2n)}(m_e / m_\mu, m_e / m_\tau)$$

$$a_e = 0.001159652182032(13)(12)(720)$$

$$(\alpha^{-1} = 137.035998995(85) \text{ – independent from } a_e)$$

Uncertainties come from:

$$A_1^{(10)}, a_e(hadronic) + a_e(electroweak), \alpha$$

T. Aoyama, T. Kinoshita, M. Nio, Revised and improved value of the QED tenth-order electron anomalous magnetic moment, Physical Review D, 2018, V. 97, 036001.

My method was developed for computing $A_1^{(2n)}$

Motivation

- Independent calculation of $A_1^{(2n)}$, $n = 5, \dots$
- Check the validity of some hypotheses and our belief in Quantum Field Theory:
 - The contributions of gauge invariant classes are relatively small, but the contributions of individual Feynman diagrams are relatively large (in absolute value)?
 - finiteness of $A_1^{(2n)}$, behavior of the whole series etc...
 - ...
- Methods of high-order calculations

Universal QED contributions

$$a_e = a_e(QED) + a_e(hadronic) + a_e(electroweak),$$

$$a_e(QED) = \sum_{n \geq 1} \left(\frac{\alpha}{\pi} \right)^n a_e^{2n},$$

$$a_e^{2n} = A_1^{(2n)} + A_2^{(2n)}(m_e / m_\mu) + A_2^{(2n)}(m_e / m_\tau) + A_3^{(2n)}(m_e / m_\mu, m_e / m_\tau)$$

- J. Schwinger [1948], analytically: $A_1^{(2)} = 0.5$
- R. Karplus, N. Kroll [1949] – with a mistake
 - A. Petermann [1957], C. Sommerfield [1958], analytically:
 $A_1^{(4)} = -0.328478966\dots$
- ~1970...~1975, 3 loops, numerically:
 1. M. Levine, J. Wright.
 2. R. Carroll, Y. Yao.
 3. T. Kinoshita, P. Cvitanović.
 - T. Kinoshita, P. Cvitanović [1974]: $A_1^{(6)} = 1.195 \pm 0.026$
- E. Remiddi, S. Laporta et al., ~1965...1996, analytically: $A_1^{(6)} = 1.181241456\dots$
- T. Kinoshita et al., numerically, 2015: $A_1^{(8)} = -1.91298(84)$
- S. Laporta, semi-analytically, 2017: $A_1^{(8)} = -1.9122457649\dots$
- T. Kinoshita et al., numerically, 2015 (with a mistake): $A_1^{(10)} = 7.795(336)$
- T. Kinoshita et al., numerically, 2018: $A_1^{(10)} = 6.675(192)$

The method

- Subtraction procedure for removing both IR and UV divergences in Feynman-parametric space for each individual Feynman diagram
- Diagram-specific importance sampling Monte Carlo integration algorithm for diagrams without lepton loops

The subtraction procedure

- FULLY AUTOMATED AT ANY ORDER OF THE PERTURBATION SERIES.
- UV and IR divergences are eliminated point-by-point in Feynman-parametric space for each individual Feynman diagram. No regularization is required.
- Subtraction by a forest formula with linear operators. Each operator transforms Feynman amplitude of some UV-divergent subdiagram G' (in momentum space) to the polynomial with the degree that is less or equal to $\omega(G')$.
- The subtraction is equivalent to the on-shell renormalization => no residual renormalizations, no calculations of renormalization constants, no other manipulations.

Zimmermann's forest formula

- Scherbina V. [1964], Zavyalov O., Stepanov B. [1965], Zimmermann W. [1969]

$$f^{\text{UV-free}} = (1-K_1)(1-K_2)\dots(1-K_n)f$$

K_i transforms Feynman amplitude of i -th divergent subgraph (G_i) into its Taylor expansion up to $\omega(G_i)$ order at 0.

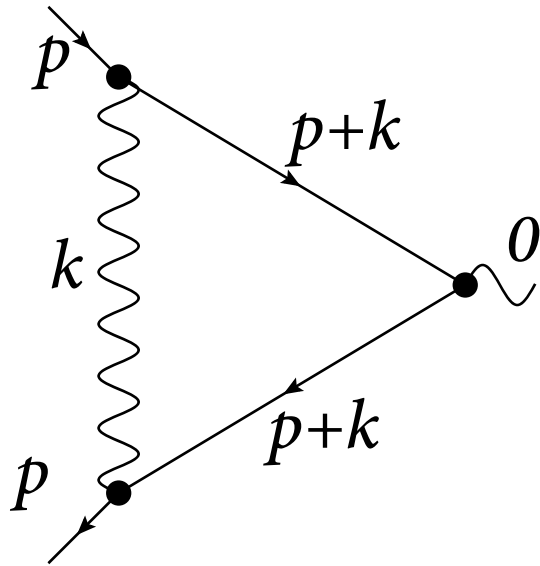
All terms with overlapping elements must be removed.

$$\omega(G) = \text{degree of UV divergence} = 4 - N_\mu - (3/2)N_e$$

Disadvantages:

- IR divergences remain
- residual (physical) renormalization is required
- if we take the physical renormalization operators instead of K_j , additional IR divergences will be generated

Infrared divergences



$$p^2 = m^2$$

$$\Gamma_\mu = \int \frac{1}{k^2 + i\varepsilon} \gamma_\nu \frac{i(\hat{p} + \hat{k} + m)}{(p+k)^2 - m^2 + i\varepsilon} \gamma_\mu \frac{i(\hat{p} + \hat{k} + m)}{(p+k)^2 - m^2 + i\varepsilon} \gamma^\nu d^4k =$$

$$= a\gamma_\mu + bp_\mu + c\hat{p}p_\mu + d(\hat{p}\gamma_\mu - \gamma_\mu\hat{p})$$

all IR divergences are in b and c !!!

all UV divergences are in a

Forest formula for AMM

A set of subgraphs of a diagram is called a **forest** if any two elements of this set don't overlap.

$\mathcal{F}[G]$ – the set of all forests of UV-divergent subgraphs in G that contain G .

$\mathbb{I}[G]$ – the set of all vertex-like UV-divergent subgraphs in G that contains the vertex that is incident to the external photon line of G .

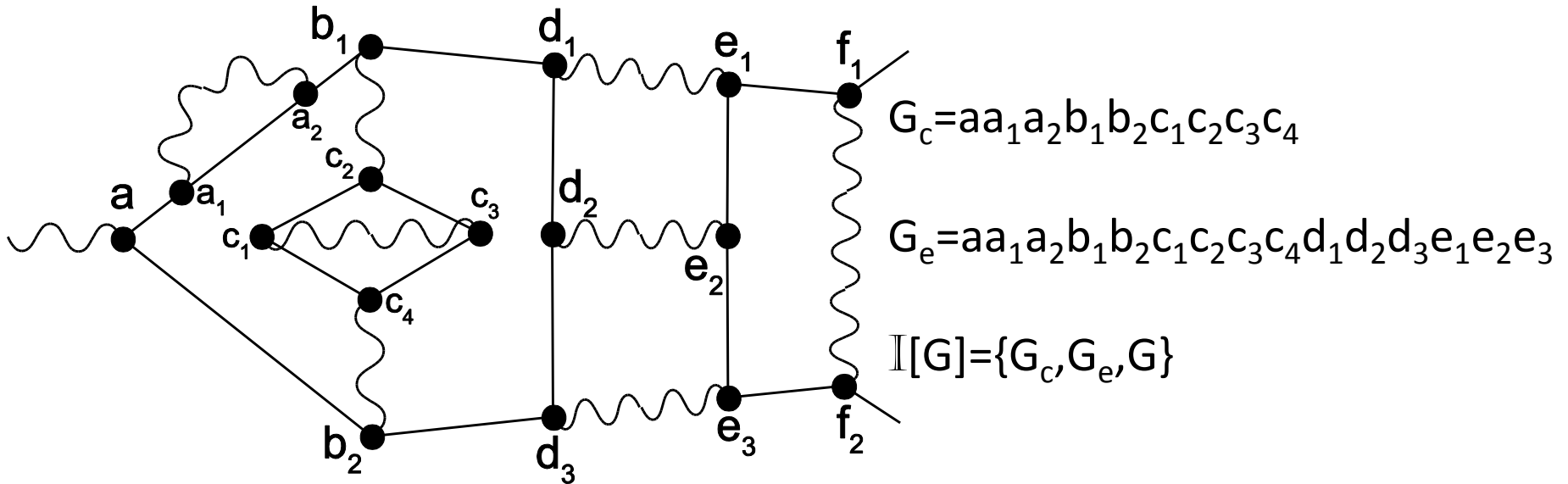
$$\tilde{f}_G = \sum_{\substack{F=\{G_1, \dots, G_n\} \in \mathcal{F}[G] \\ G' \in \mathbb{I}[G] \cap F}} (-1)^{n-1} K_{G_1}^{G'} \dots K_{G_n}^{G'} f_G$$

$$K_{G''}^{G'} = \begin{cases} A_{G'} & \text{for } G' = G'' \\ U_{G''} & \text{for } G'' \notin \mathbb{I}[G], \text{ or } G'' \subseteq G' \text{ and } G'' \neq G' \\ L_{G''} & \text{for } G'' \in \mathbb{I}[G], G' \subseteq G'', G'' \neq G, G'' \neq G' \\ (L_{G''} - U_{G''}) & \text{for } G'' = G, G' \neq G \end{cases}$$

\bar{f}_G = coefficient t before γ_μ in \tilde{f}_G

$$a_e = \sum_G \bar{f}_G$$

Example



Other UV-divergent subgraphs:

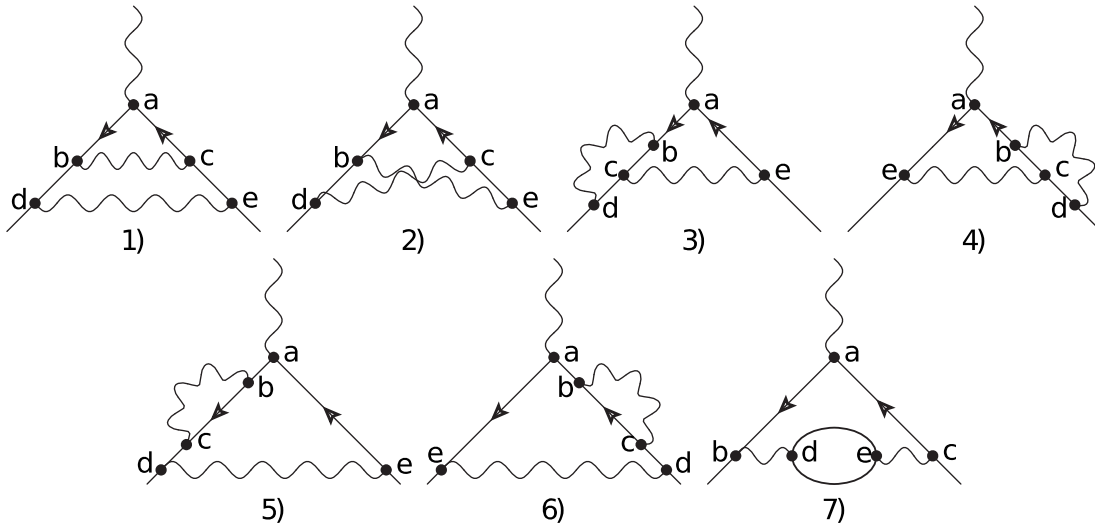
electron self-energy – a_1a_2 , vertex-like – $c_1c_2c_3, c_1c_3c_4$,

photon self-energy – $c_1c_2c_3c_4$,

photon-photon scattering – $G_d = aa_1a_2b_1b_2c_1c_2c_3c_4d_1d_2d_3$

$$\tilde{f}_G = \left[A_G (1 - U_{G_e}) (1 - U_{G_c}) - (L_G - U_G) A_{G_e} (1 - U_{G_c}) - (L_G - U_G) (1 - L_{G_e}) A_{G_c} \right] \cdot (1 - U_{G_d}) (1 - U_{c_1c_2c_3c_4}) (1 - U_{c_1c_2c_3} - U_{c_1c_3c_4}) (1 - U_{a_1a_2}) f_G$$

Residual renormalization is not needed



$$B\Sigma(p) = a(m^2) + mb(m^2) +$$

$$+ (\hat{p} - m)(b(m^2) + 2a'(m^2) + 2mb'(m^2)),$$

$$\Sigma(p) = a(p^2) + b(p^2)\hat{p}$$

#	Expression	On-shell renorm.	Difference
1	$A_G - A_G U_{abc} - (L_G - U_G)A_{abc}$	$A_G - A_G L_{abc}$	$(L_G - U_G)A_{abc} - A_G(L_{abc} - U_{abc})$
2	A_G	A_G	0
3	$A_G - A_G U_{bcd}$	$A_G - A_G L_{bcd}$	$A_G(U_{abc} - L_{abc})$
4	$A_G - A_G U_{bcd}$	$A_G - A_G L_{bcd}$	$A_G(U_{abc} - L_{abc})$
5	$A_G - A_G U_{bc}$	$A_G - A_G B_{bc}$	$A_G(U_{bc} - B_{bc})$
6	$A_G - A_G U_{bc}$	$A_G - A_G B_{bc}$	$A_G(U_{bc} - B_{bc})$
7	$A_G - A_G U_{de}$	$A_G - A_G U_{de}$	0

Importance sampling Monte Carlo

- Integral: $\int_{\Omega} f(x) dx$
- Probability density function: $g(x)$
- Approximation: $(1/N) \sum_{1 \leq j \leq N} (f(x_j)/g(x_j))$
- Variance: $V(f,g) = \int_{\Omega} (f(x)^2/g(x)) dx - (\int_{\Omega} f(x) dx)^2$
- Error estimation: $\sigma^2 \approx V(f,g)/N$
- The goal is to minimize $V(f,g)$ by choosing $g(x)$.

**NON-ADAPTIVE MONTE CARLO WORKS FINE
FOR HIGH-ORDER CALCULATIONS IN QFT!!!**

Importance sampling: example

- Integral: $\int_{0 \leq x_1, \dots, x_n \leq 1} f(x_1, \dots, x_n) dx_1 \dots dx_n$
 $f(x_1, \dots, x_n) = a_1 \dots a_n x_1^{a_1-1} \dots x_n^{a_n-1}$
- Density: $g(x_1, \dots, x_n) = b_1 \dots b_n x_1^{b_1-1} \dots x_n^{b_n-1}$
- Variance: $V(f, g) = \frac{a_1^2 \dots a_n^2}{b_1 \dots b_n (2a_1 - b_1) \dots (2a_n - b_n)} - 1$
- All b_j are small $\Rightarrow V(f, g)$ is **too big**
- $b_j > 2a_j$ for some $j \Rightarrow V(f, g)$ is **infinite**

Diagram-specific probability density functions

- Integral: $\int_{z_1, \dots, z_M > 0} f(z_1, \dots, z_M) \delta(z_1 + \dots + z_M - 1) dz$
- Hepp sectors: $z_{j_1} \geq z_{j_2} \geq \dots \geq z_{j_M}$
- Density: $C \cdot \frac{\prod_{l=2}^M (z_{j_l} / z_{j_{l-1}})^{\text{Deg}(\{j_l, j_{l+1}, \dots, j_M\})}}{z_1 \cdot z_2 \cdot \dots \cdot z_M},$

Deg is defined on subsets of $\{1, \dots, M\}$

(the idea of E. Speer, J. Math. Phys. 9, 1404 (1968))

- My ideas are:
 - 1) how to calculate *Deg*(s) for each set s
(taking into account the infrared behavior etc.)
 - 2) how to generate samples fastly

Obtaining $Deg(s)$

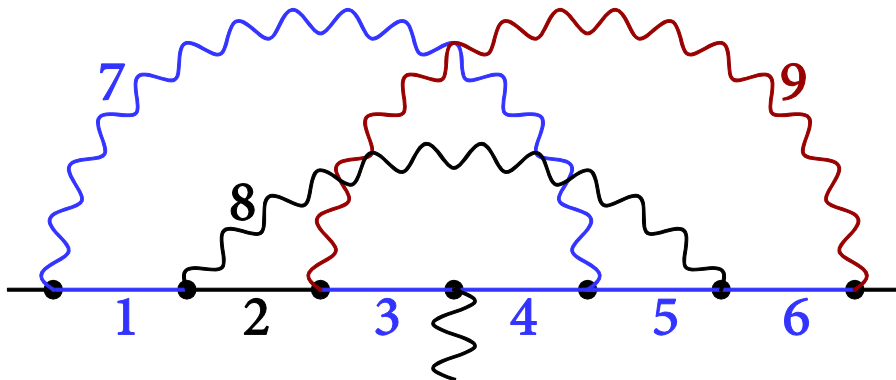
- Sector: $z_{j_1} \geq z_{j_2} \geq \dots \geq z_{j_M}$
- Density:
$$C \cdot \frac{\prod_{l=2}^M (z_{j_l} / z_{j_{l-1}})^{Deg(\{j_l, j_{l+1}, \dots, j_M\})}}{z_1 \cdot z_2 \cdot \dots \cdot z_M},$$

• The rules are constructed using ultraviolet degrees of divergence (with the sign '-') of **I-closures** of sets

(the full description taking into account divergent subdiagrams is in [arXiv:1705.05800](https://arxiv.org/abs/1705.05800))

• $IClos(s) = s \cup s'$, where s' is the set of all photon lines for which the electron path connecting their ends is contained in s

Example: $IClos(\{1, 3, 4, 5, 6, 7\}) = \{1, 3, 4, 5, 6, 7, 9\}$

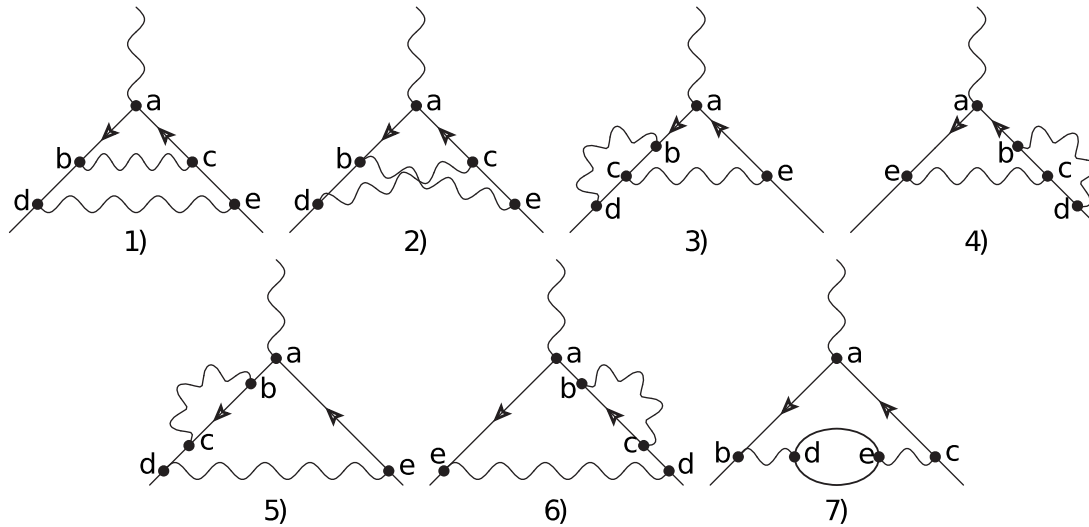


Realization and numerical results

- Monte Carlo integration on Intel-compatible CPUs, NVidia GPUs (Tesla K80, Tesla V100)
- 2 loops: all Feynman diagrams (with electron loops: old, 2015)
- 3 loops: all Feynman diagrams (with electron loops: old, 2015)
- 4 loops: diagrams without electron loops (GPU NVidia Tesla K80, Google Cloud)
- 5 loops: diagrams without electron loops (GPU NVidia Tesla V100, Govorun, JINR, Dubna)
- 6 loops: ladder diagram (NVidia Tesla K80, Google Cloud)

2 loops: all Feynman diagrams

NVidia Tesla K80, Google Cloud



#	My value	Analytical value (Petermann, 1957)
1	0.77747774(18)	0.77747802
2	-0.4676475(17)	-0.46764544
3,4	-0.0640193(19)	$-0.564021 - (1/2)\log(\lambda^2/m^2)$
5,6	-0.5899758(14)	$-0.089978 + (1/2)\log(\lambda^2/m^2)$
7	0.0156895(25)	0.0156874

2015: $A_1^{(4)} = -0.328513(87)$

2018: $A_1^{(4)}$ [no lepton loops] = $-0.3441651(34)$

Analytical, 1957:


$A_1^{(4)} = -0.328478966\dots$

$A_1^{(4)}$ [no lepton loops] = $-0.3441663\dots$

← old: 2015, personal computer

3 loops: all Feynman diagrams $A_1^{(6)}$ [no lepton loops] = 0.90485(10)

Analytical (1996):
0.904979



3-loop Feynman diagrams for electron's AMM. Plot courtesy of F.Jegerlehner

old: 2015

Comparison with known analytical values

#	My value	Analyt. val.	Reference
1-6	0.3708(14)	0.3710	[10]
7-10	0.04989(20)	0.05015	[4,5]
11-12,15-16	-0.08782(15)	-0.08798	[2,4]
13-14,17-18	-0.11230(17)	-0.11234	[3,4]
19-21	0.05288(13)	0.05287	[1]
22	0.002548(20)	0.002559	[1]
23-24	1.861914(17)	1.861908	[11]
25	-0.0267956(78)	-0.026799	[12]
26-27	-3.176700(22)	-3.176685	[8]
28	1.790285(19)	1.790278	[8]
29-30	-1.757945(15)	-1.757936	[12]
33-34,37-38	0.455517(26)	0.455452	[8,11]
31-32,35-36	1.541644(37)	1.541649	[7,9]
39-40	-0.334691(14)	-0.334695	[11]
41-48	-0.402749(46)	-0.402717	[6,7]
49-68	0.533289(54)	0.533355	[6-9,11,12]
69-72	0.421080(43)	0.421171	[6,7,9]

[1] J. Mignaco, E. Remiddi, *IL Nuovo Cimento*, V. LX A, N. 4, 519 (1969).
 [2] R. Barbieri, M. Caffo, E. Remiddi, *Lettere al Nuovo Cimento*, V. 5, N. 11, 769 (1972).
 [3] D. Billi, M. Caffo, E. Remiddi, *Lettere al Nuovo Cimento*, V. 4, N. 14, 657 (1972).
 [4] R. Barbieri, E. Remiddi, *Physics Letters*, V. 49B, N. 5, 468 (1974).
 [5] R. Barbieri, M. Caffo, E. Remiddi, *Ref.TH.1802-CERN* (1974).
 [6] M. Levine, R. Roskies, *Phys. Rev. D*, V. 9, N. 2, 421 (1974).

[7] M. Levine, R. Perisho, R. Roskies, *Phys. Rev. D*, V. 13, N. 4, 997 (1976).
 [8] R. Barbieri, M. Caffo, E. Remiddi et al., *Nuclear Physics B* 144, 329 (1978).
 [9] M. Levine, E. Remiddi, R. Roskies, *Phys. Rev. D*, V. 20, N. 8, 2068 (1979).
 [10] S. Laporta, E. Remiddi, *Physics Letters B* 265, 182 (1991).
 [11] S. Laporta, *Physics Letters B* 343, 421 (1995).
 [12] S. Laporta, E. Remiddi, *Physics Letters B* 379, 283 (1996).

4 loops: diagrams without electron loops

My result: -2.181(10) 1 week on 1 GPU (from NVidia Tesla K80, Google Cloud)

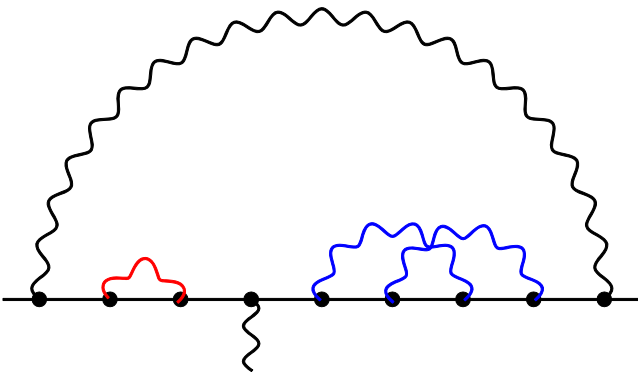
Laporta, 2017: -2.1768660277...

- 269 Feynman diagrams
- 78 classes of diagrams for comparison with the direct subtraction on the mass shell
- 6 gauge-invariant classes (k,m,n)

(k,m,n) :

m and n photon lines to the right and to the left from the external photon (or vice versa),
 k photon lines with ends on different sides

Example of a diagram from $(1,2,1)$:



Class	Value	Laporta, 2017
(1,3,0)	-1.9710(44)	-1.97107...
(2,2,0)	-0.1415(56)	-0.14248...
(1,2,1)	-0.6220(46)	-0.62192...
(3,1,0)	-1.0424(44)	-1.04054...
(2,1,1)	1.0842(37)	1.08669...
(4,0,0)	0.5120(17)	0.51246...

5 loops: diagrams without electron loops

T. Aoyama, T. Kinoshita, M. Nio, 2017 (90% confidence): 7.606(192)

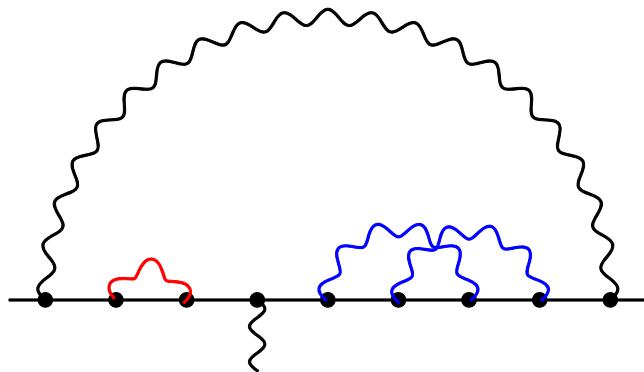
My result (1σ): 6.641(227) 8656 GPU-hours, NVidia Tesla V100, supercomputer "Govorun" (JINR, Dubna)

- 3213 Feynman diagrams
- 807 classes of diagrams for comparison with the direct subtraction on the mass shell
- 9 gauge-invariant classes (k,m,n)
- 500 GB of the integrands code (compiled)
- $6.5 \cdot 10^{13}$ Monte Carlo samples

(k,m,n):

m and n photon lines to the right and to the left from the external photon (or vice versa),
k photon lines with ends on different sides

Example of a diagram from (1,2,1):



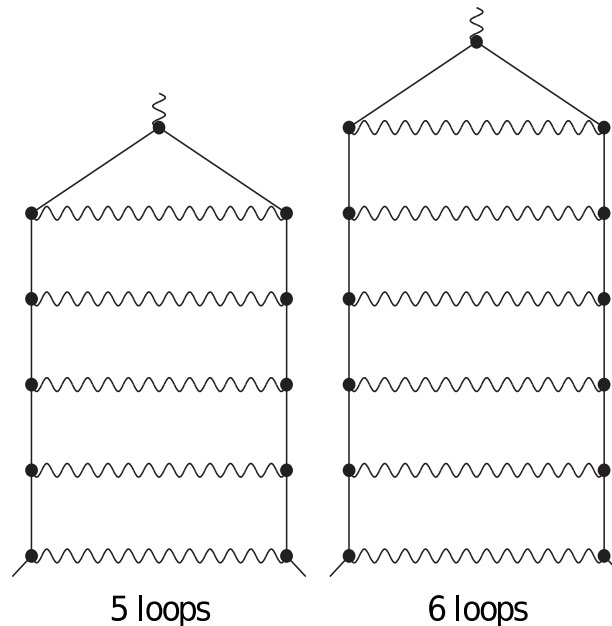
Class	Value= Σx_j	N_{diag}	$\Sigma x_j $	$\max x_j $
(1,4,0)	6.180(84)	706	1219.7	11.8
(2,3,0)	-0.81(11)	706	3076.8	46.2
(1,3,1)	0.747(87)	148	3170.3	67.5
(3,2,0)	-0.414(87)	558	2593.5	54.9
(2,2,1)	-2.100(92)	370	3318.0	85.0
(4,1,0)	-1.056(52)	336	1199.3	56.7
(1,2,2)	0.361(50)	55	1338.4	68.7
(3,1,1)	2.642(61)	261	1437.2	63.5
(5,0,0)	1.091(15)	73	137.0	19.3

Ladder diagrams: 5 and 6 loops

(NVidia Tesla K80 (1 GPU), Google Cloud)

loops	My value	Analytical value	N_{samples}	time
5	11.6530(58)	11.6592...	$29 \cdot 10^9$	5 hours
6	34.31(20)	34.367	10^{10}	8 hours

All analytical values are from M. Caffo, S. Turrini, E. Remiddi, Nuclear Physics B141 (1978) 302-310.



Thank you for your attention!

volkoff_sergey@mail.ru
sergey.volkov.1811@gmail.com

ЖЭТФ, т. 149, вып. 6, стр. 1164-1191 (2016)

J. Exp. Theor. Phys. 122, 1008 (2016)

arXiv:1507.06435 (short version)

subtraction procedure

Phys. Rev. D 96, 096018 (2017)

arXiv:1705.05800

Monte Carlo integration method

Phys. Rev. D 98, 076018 (2018)

arXiv:1807:05281

realization on GPU, 4-loop results for gauge-invariant classes, ...